

***Report on the scope and content  
of the insurance operations  
for the period 01.01-30.06.2010***

INSURANCE SUPERVISION AGENCY



Republic of Macedonia

**Remark:** The data are obtained from the insurance undertakings through regularly reporting according to the article 104 from the Insurance Supervision Law (“Official Gazette” no. 27/02, 84/02, 98/02, 33/04, 88/05, 79/07, 8/08, 88/08, 56/09 and 67/10) and the Insurance Supervision Agency doesn’t have responsibility for their correctness.

*Exchange rate on 13.08.2010: 1eur = 61,5025 mkd*

## ***Contents:***

- 1. Gross written premium** (insurance undertakings; classes of insurance)
- 2. Structure of the gross written premium** (insurance undertakings; classes of insurance)
- 3. Gross written premium and distribution** (insurance undertakings)
- 4. Gross written premium and distribution** (classes of insurance)
- 5. Number of contracts** (insurance undertakings; classes of insurance)
- 6. Gross claims settled** (insurance undertakings; classes of insurance)
- 7. Number of claims settled** (insurance undertakings; classes of insurance)
- 8. Claims structure** (insurance undertakings)
- 9. Expenses** (insurance undertakings)
- 10. Structure of the shareholder's capital** (insurance undertakings)
- 11. Technical provisions** (insurance undertakings)
- 12. Capital and Solvency Margin** (insurance undertakings)

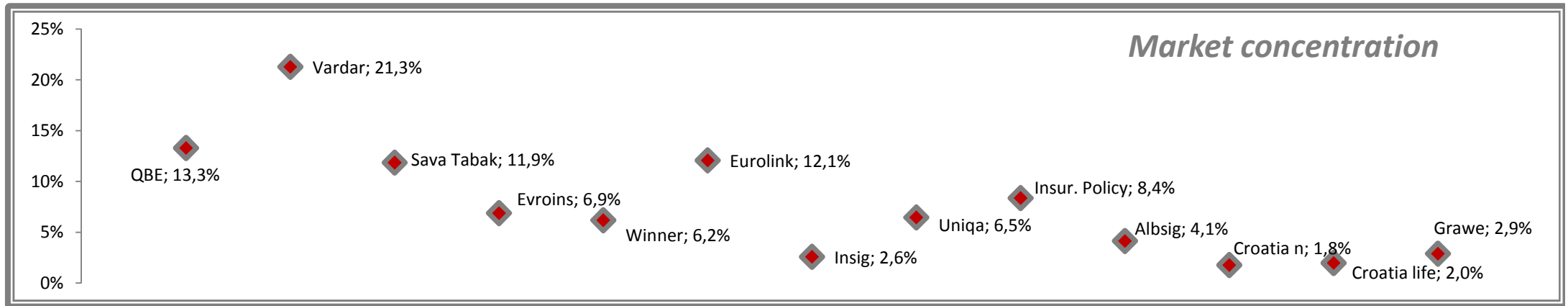
**Table 1. Gross Written Premium 01.01.2010 - 30.06.2010**

000 mkd

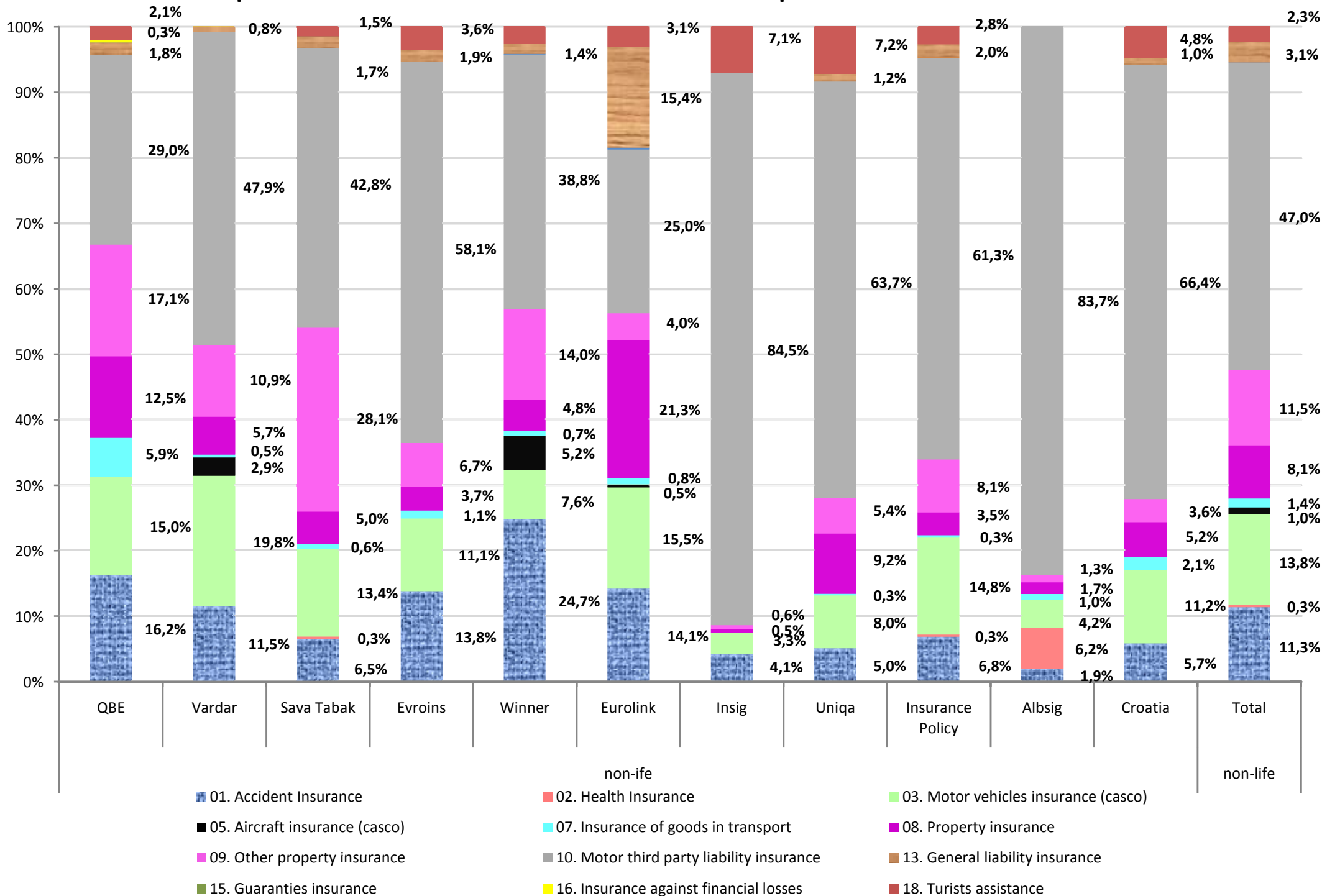
No.	Class of Insurnace	non-life											non-life
		QBE	Vardar	Sava Tabak	Evroins	Winner	Eurolink	Insig	Uniqa	Insur. Policy	Albsig	Croatia	Total
1	01. Accident Insurance	66.478	75.473	23.900	29.282	47.177	52.687	3.254	10.004	17.530	2.492	3.145	331.422
2	02. Health Insurance			1.041						736	7.916		9.693
3	03. Motor vehicles insurance (casco)	61.535	130.325	49.245	23.611	14.458	57.665	2.649	16.017	38.345	5.377	6.118	405.345
4	05. Aircraft insurance (casco)		18.862			9.930	1.689						30.481
5	06. Vessels insurance (casco)	53		55	15		120						243
6	07. Insurance of goods in transport	24.372	3.009	2.161	2.410	1.350	3.099		598	780	1.258	1.131	40.168
7	08. Property insurance	51.408	37.574	18.296	7.891	9.258	79.345	377	18.377	9.160	2.206	2.870	236.762
8	09. Other property insurance	70.093	71.950	102.918	14.226	26.675	15.099	496	10.720	21.056	1.615	1.970	336.818
9	10. Motor third party liability insurance	119.205	314.868	156.619	123.615	74.128	93.171	67.425	127.192	158.316	107.101	36.357	1.377.997
10	11. Aircraft third party liability insurance					195	932			48			1.175
11	12. Vessel third party liability insurance	42	7	46	41	60	78			135		2	411
12	13. General liability insurance	7.404	5.151	6.206	3.935	2.654	57.301		2.321	5.090		559	90.621
13	15. Guaranties insurance	84		296									380
14	16. Insurance against financial losses	1.160	53										1.213
15	18. Turists assistance	8.769		5.395	7.627	5.137	11.739	5.639	14.413	7.181		2.641	68.541
16	<b>Total</b>	<b>410.603</b>	<b>657.272</b>	<b>366.178</b>	<b>212.653</b>	<b>191.022</b>	<b>372.925</b>	<b>79.840</b>	<b>199.642</b>	<b>258.377</b>	<b>127.965</b>	<b>54.793</b>	<b>2.931.270</b>

	Class of Insurance	life			life
		QBE	Croatia	Grawe	Total
17	19. Life Assurance	7.773	61.112	89.442	158.327
18	<b>Total</b>	<b>7.773</b>	<b>61.112</b>	<b>89.442</b>	<b>158.327</b>

**Total: 3.089.597**



**Graph 1. Structure of Gross Written Premium for the period 01.01.2010 - 30.06.2010**



**Table 2. Gross Written Premium and Distribution 01.01-30.06.2010**

000mkd.

No.	Insurance Undertaking	Gross written premium	Reinsurance share	Technical premium	Prevention share	Share for insurance operations
<b>1</b>	<b>Total(nonlife)</b>	<b>2.931.270</b>	<b>542.827</b>	<b>2.257.561</b>	<b>8.220</b>	<b>665.493</b>
2	QBE	410.603	26.727	330.806		79.797
3	Vardar	657.272	62.595	538.188		119.084
4	Sava Tabak	366.178	114.222	298.226		67.952
5	Evroins	212.653	29.538	138.909	8.220	65.526
6	Winner	191.022	50.117	143.266		47.756
7	Eurolink	372.925	151.982	306.864		66.061
8	Insig	79.840	12.556	56.284		23.557
9	Uniqa	199.642	32.415	133.762		65.880
10	Insurance Policy	258.377	48.547	167.411		90.968
11	Albsig	127.965	4.393	108.799		19.166
12	Croatia	54.793	9.735	35.046		19.746
<b>13</b>	<b>Total(life)</b>	<b>158.327</b>	<b>5.050</b>	<b>105.812</b>	<b>0</b>	<b>52.514</b>
14	QBE	7.773		6.228		1.545
15	Croatia	61.112		48.942		12.169
16	Grawe	89.442	5.050	50.642		38.800
<b>17</b>	<b>Total(life)</b>	<b>3.089.597</b>	<b>547.877</b>	<b>2.363.373</b>	<b>8.220</b>	<b>718.007</b>

**Table 3. Gross Written Premium and Distribution for the period 01.01-30.06.2010**

000 mkd.

No.	<i>Class of Insurance</i>	Gross written premium	Reinsurance share	Technical premium	Prevention share	Share for insurance operations
1	01. Accident Insurance	331.422	32.350	243.740	8.220	79.464
2	02. Health Insurance	9.693		7.862		1.831
3	03. Motor vehicles insurance (casco)	405.345	23.131	328.176		77.168
4	05. Aircraft insurance (casco)	30.481	33.081	26.678		3.803
5	06. Vessels insurance (casco)	243		202		41
6	07. Insurance of goods in transport	40.168	5.608	30.671		9.494
7	08. Property insurance	236.762	106.913	195.408		41.354
8	09. Other property insurance	336.818	165.077	272.433		64.386
9	10. Motor third party liability insurance	1.377.997	106.020	1.028.572		349.428
10	11. Aircraft third party liability insurance	1.175	2.859	876		299
11	12. Vessel third party liability insurance	411		320		91
12	13. General liability insurance	90.621	61.170	79.571		11.052
13	15. Guaranties insurance	380		318		62
14	16. Insurance against financial losses	1.213		1.026		187
15	18. Turists assistance	68.541	6.618	41.708		26.833
16	19. Life Assurance	158.327	5.050	105.812		52.514
17	<b>TOTAL</b>	<b>3.089.597</b>	<b>547.877</b>	<b>2.363.373</b>	<b>8.220</b>	<b>718.007</b>

**Table 4. Number of insurance contracts for the period 01.01.2010 - 30.06.2010**

No.	Class of insurance	non-life											non-life
		QBE	Vardar	Sava Tabak	Evroins	Winner	Eurolink	Insig	Uniqa	Insur. Policy	Albsig	Croatia	Total
1	01. Accident Insurance	12.910	36.406	9.688	9.479	296	873	5.175	18.028	683	136	98	<b>93.772</b>
2	02. Health Insurance			23						168	10.764		<b>10.955</b>
3	03. Motor vehicles insurance (casco)	3.307	7.917	3.282	2.055	473	2.460	415	870	2.075	288	362	<b>23.504</b>
4	05. Aircraft insurance (casco)		1			5	6						<b>12</b>
5	06. Vessels insurance (casco)	1		3	1		6						<b>11</b>
6	07. Insurance of goods in transport	367	93	141	285	65	136		39	168	45	69	<b>1.408</b>
7	08. Property insurance	1.344	2.611	1.459	630	382	1.249	98	495	1.113	227	129	<b>9.737</b>
8	09. Other property insurance	7.400	3.852	1.322	924	697	1.257	108	159	973	140	174	<b>17.006</b>
9	10. Motor third party liability insurance	20.650	54.084	27.757	23.430	13.357	15.394	10.879	23.021	26.101	17.793	6.502	<b>238.968</b>
10	11. Aircraft third party liability insurance					5	6			6			<b>17</b>
11	12. Vessel third party liability insurance	7	1	5	8	12	12			56		1	<b>102</b>
12	13. General liability insurance	105	70	26	174	59	232		32	169		13	<b>880</b>
13	15. Guaranties insurance	26		24									<b>50</b>
14	16. Insurance against financial losses	23	1										<b>24</b>
15	18. Turists assistance	9.091		9.767	12.635	7.389	17.861	6.886	20.557	11.482		4.219	<b>99.887</b>
<b>16</b>	<b>Total</b>	<b>55.231</b>	<b>105.036</b>	<b>53.497</b>	<b>49.621</b>	<b>22.740</b>	<b>39.492</b>	<b>23.561</b>	<b>63.201</b>	<b>42.994</b>	<b>29.393</b>	<b>11.567</b>	<b>496.333</b>

No.	Class of insurance	life			life
		QBE	Croatia	Grawe	Total
17	19. Life Assurance	891	8.971	13.753	23.615
<b>18</b>	<b>Total</b>	<b>891</b>	<b>8.971</b>	<b>13.753</b>	<b>23.615</b>

**Total: 519.948**



**Table 5. Gross claims settled for the period 01.01.2010 - 30.06.2010**

000 mkd

No.	Class of Insurance	non-life										non-life	
		QBE	Vardar	Sava Tabak	Evroins	Winner	Eurolink	Insig	Uniqa	Insurance Policy	Albsig	Croatia	Total
1	01. Accident Insurance	38.875	38.599	17.841	12.214	24.307	32.969	1.109	4.063	11.883	2.894	375	185.129
2	02. Health Insurance			225						31	607		863
3	03. Motor vehicles insurance (casco)	37.943	82.126	41.239	19.422	7.863	36.382	1.657	9.444	26.036	4.114	2.146	268.372
4	07. Insurance of goods in transport	1.589		30	61		1		121				1.802
5	08. Property insurance	4.294	7.684	2.861	435	164	4.245	16	2.053	168	14		21.934
6	09. Other property insurance	28.324	18.282	33.734	6.349	3.866	3.641	371	1.624	5.932	760	16	102.899
7	10. Motor third party liability insurance	106.114	232.002	91.749	52.002	44.894	40.284	21.421	57.878	75.558	28.863	2.335	753.100
8	12. Vessels third party liability insurance		5.543										5.543
9	13. General liability insurance	1.584	404	1.679	35	286	58		405	1.979			6.430
10	16. Insurance against financial losses	309											309
11	18. Turists assistance	1.061		1.127	568	641	3.270	700	165	1.074		1.084	9.690
12	<b>Total</b>	<b>220.093</b>	<b>384.640</b>	<b>190.485</b>	<b>91.086</b>	<b>82.021</b>	<b>120.850</b>	<b>25.274</b>	<b>75.753</b>	<b>122.661</b>	<b>37.252</b>	<b>5.956</b>	<b>1.356.071</b>

No.	Class of Insurance	life			life
		QBE	Croatia	Grawe	Total
13	19. Life Assurance	19.970	6.372	3.792	30.134
14	<b>Total</b>	<b>19.970</b>	<b>6.372</b>	<b>3.792</b>	<b>30.134</b>

**Total: 1.386.205**

**Table 6. Number of claims settled for the period 01.01.2010 - 30.06.2010**

No.	Class of Insurance	non-life										non-life	
		QBE	Vardar	Sava Tabak	Evroins	Winner	Eurolink	Insig	Uniqa	Insurance Policy	Albsig	Croatia	Total
1	01. Accident Insurance	821	1.037	367	406	405	393	88	81	321	109	52	4.080
2	02. Health Insurance			12						1	6		19
3	03. Motor vehicles insurance (casco)	574	1.571	691	373	150	773	97	114	477	33	29	4.882
4	07. Insurance of goods in transport	18		1	5		1		1				26
5	08. Property insurance	72	62	29	10	4	22	1	10	9	1		220
6	09. Other property insurance	871	1.083	297	176	120	127	5	47	224	48	7	3.005
7	10. Motor third party liability insurance	1.027	2.846	1.363	903	544	666	447	1.028	1.049	662	70	10.605
8	12. Vessels third party liability insurance		1										1
9	13. General liability insurance	11	35	7	3	1	6		6	17			86
10	16. Insurance against financial losses	80											80
11	18. Turists assistance	49		19	33	17	53	21	20	10		4	226
12	<b>Total</b>	<b>3.523</b>	<b>6.635</b>	<b>2.786</b>	<b>1.909</b>	<b>1.241</b>	<b>2.041</b>	<b>659</b>	<b>1.307</b>	<b>2.108</b>	<b>859</b>	<b>162</b>	<b>23.230</b>

No.	Class of Insurance	life			life
		QBE	Croatia	Grawe	Total
13	19. Life Assurance	117	105	41	263
14	<b>Total</b>	<b>117</b>	<b>105</b>	<b>41</b>	<b>263</b>

**Total: 23.493**

**Table 7. Claims structure 01.01 - 30.06.2010**

000 mkd

No.	Insurance undertaking	Number of unsettled claims at the beginning of the period	Number of reported claims during the period	Number of paid claims	Number of rejected claims	Number of settled claims at the end of the period	Number of claims in litigation (part of the previous column)
<b>1</b>	<b>Total(nonlife)</b>	<b>16.577</b>	<b>27.437</b>	<b>21.905</b>	<b>3.985</b>	<b>18.087</b>	<b>1.059</b>
2	QBE	2.122	3.782	3.523	398	1.983	10
3	Vardar	3.112	7.111	5.309	1.326	3.588	
4	Sava Tabak	2.276	3.316	2.786	135	2.634	246
5	Evroins	808	2.550	1.909	285	1.164	139
6	Winner	1.234	1.696	1.241	359	1.330	79
7	Eurolink	1.351	2.444	2.041	244	1.510	98
8	Insig	1.416	671	660	286	1.141	
9	Uniqa	1.228	2.198	1.307	216	1.903	159
10	Insurance Policy	1.507	2.487	2.108	547	1.339	190
11	Albsig	1.497	870	859	121	1.387	138
12	Croatia	26	312	162	68	108	
<b>13</b>	<b>Total(life)</b>	<b>83</b>	<b>282</b>	<b>263</b>	<b>21</b>	<b>81</b>	<b>0</b>
14	QBE	17	123	117	2	21	
15	Croatia	19	114	105	10	18	
16	Grawe	47	45	41	9	42	
<b>17</b>	<b>Total(life)</b>	<b>16.660</b>	<b>27.719</b>	<b>22.168</b>	<b>4.006</b>	<b>18.168</b>	<b>1.059</b>

**Table 8. Expenses for the period 01.01-30.06.2010**

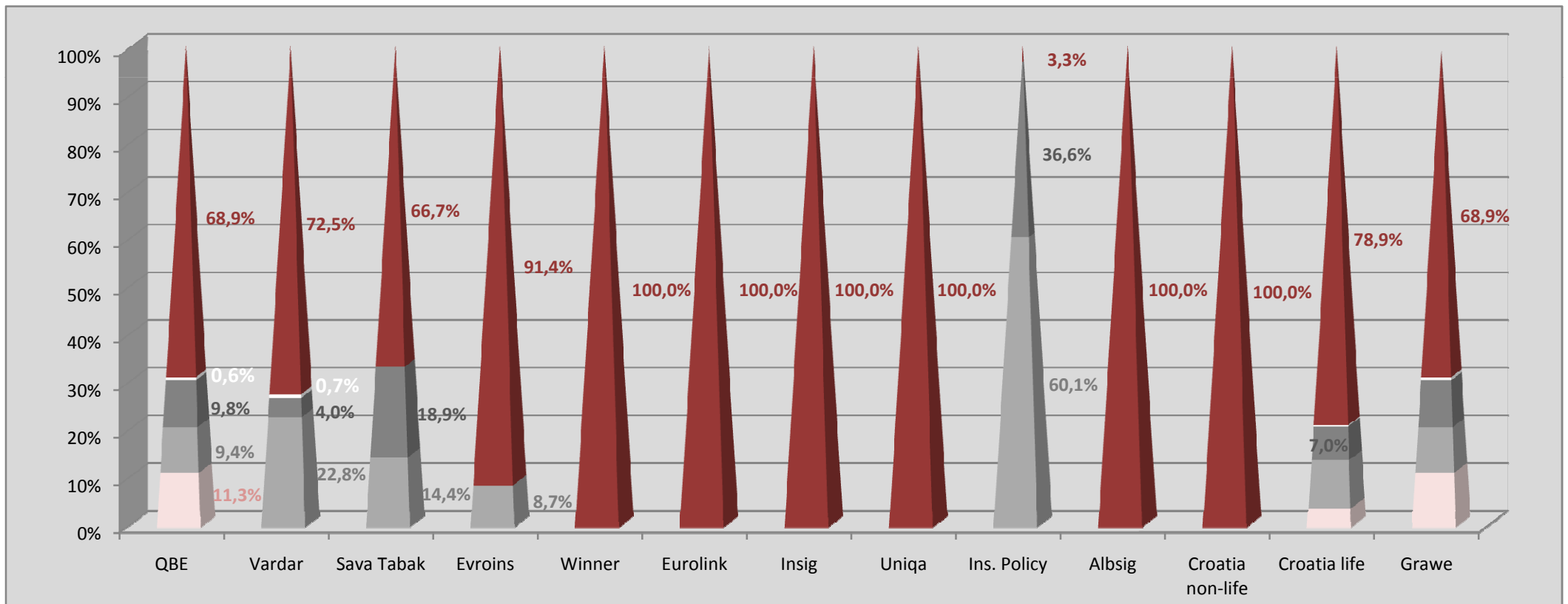
000mkd

No.	<i>Insurance Undertaking</i>	Management expenses	Provision expenses	Other expenses related to insurance
<b>1</b>	<b>Total(non-life)</b>	<b>641.377</b>	<b>158.614</b>	<b>189.544</b>
2	QBE	116.987	19.985	8.989
3	Vardar	79.553	11.195	44.411
4	Sava Tabak	123.221	18.977	14.844
5	Evroins	34.145	24.642	32.739
6	Winner	26.016	17.605	21.515
7	Eurolink	54.878	7.267	37.147
8	Insig	26.023	11.503	1.025
9	Uniqa	47.147	13.862	8.032
10	Insurance Policy	68.857	11.961	13.807
11	Albsig	47.910	18.186	7.035
12	Croatia	16.640	3.431	
<b>13</b>	<b>Total(life)</b>	<b>16.658</b>	<b>48.578</b>	<b>816</b>
14	Croatia	9.614	16.649	816
15	Grawe	7.044	31.929	
<b>16</b>	<b>Total</b>	<b>658.035</b>	<b>207.192</b>	<b>190.360</b>

*Table 9. Structure of the shareholder's capital for the period 01.01-30.06.2010*

000 mkd

	non-life											nonlife Total	life			life Total	Total
	QBE	Vardar	Sava Tabak	Evroins	Winner	Eurolink	Insig	Uniqa	Insur. Policy	Albsig	Croatia		QBE	Croatia	Grawe		
Foreign Legal Entities	711.123	164.716	122.086	198.893	247.037	195.326	183.716	184.003	6.150	184.034	199.593	2.396.678	38.116	170.322	183.999	392.436	2.789.114
Foreign Natural Persons	6.360	1.590	0	0	0	0	0	0	0	0	0	7.950	341	0	0	341	8.291
Domestic Legal Entities	100.737	9.088	34.534	0	0	0	0	0	67.525	0	0	211.884	5.399	13.810	0	19.209	231.093
Domestic Natural Persons	97.391	51.800	26.418	18.833	0	0	0	0	111.021	0	0	305.463	5.220	0	0	5.220	310.683
State	116.229	0	0	0	0	0	0	0	0	0	0	116.229	6.230	0	0	6.230	122.459
<b>TOTAL</b>	<b>1.031.840</b>	<b>227.195</b>	<b>183.038</b>	<b>217.726</b>	<b>247.037</b>	<b>195.326</b>	<b>183.716</b>	<b>184.003</b>	<b>184.696</b>	<b>184.034</b>	<b>199.593</b>	<b>3.038.205</b>	<b>55.306</b>	<b>184.132</b>	<b>183.999</b>	<b>423.437</b>	<b>3.461.641</b>



**Table 10. Gross technical provisions for the period 01.01-30.06.2010**

000 mkd

No.	Insurance Undertaking	Unearned premium provisions	Bonuses and rebates provisions	Claims provisions			Equilization provision	Mathematical provision	Other technical provisions	Total
				Reported claims provisions	IBNR	Total claims provisions				
1	<b>Total (non-life)</b>	<b>2.577.148</b>	<b>35.839</b>	<b>1.947.499</b>	<b>626.000</b>	<b>2.573.499</b>	<b>3.000</b>	<b>0</b>	<b>4.551</b>	<b>5.194.037</b>
2	QBE	342.439	6.500	187.049	44.881	231.930				580.868
3	Vardar	587.459		671.093	227.360	898.453				1.485.912
4	Sava Tabak	309.286	4.015	406.259	122.520	528.779				842.079
5	Evroins	193.574	10.725	78.400	30.637	109.037			203	313.539
6	Winner	152.799		111.510	65.854	177.364				330.163
7	Eurolink	358.062		97.510	25.029	122.539			2.252	482.854
8	insig	70.258	600	93.012	22.431	115.442	3.000		1.665	190.965
9	Uniqa	180.131		147.907	33.914	181.820				361.951
10	Insurance Policy	242.159	14.000	99.541	47.019	146.561				402.720
11	Albsig	92.448		48.280	4.968	53.249			430	146.126
12	Croatia	48.534		6.937	1.387	8.325				56.859
13	<b>Total (life)</b>	<b>79.022</b>	<b>0</b>	<b>8.952</b>	<b>744</b>	<b>9.696</b>	<b>0</b>	<b>456.116</b>	<b>0</b>	<b>544.834</b>
14	QBE			2.809		2.809		131.108		133.918
15	Croatia	2.318		1.301		1.301		192.515		196.134
16	Grawe	76.704		4.842	744	5.586		132.493		214.782
17	<b>Total</b>	<b>2.656.170</b>	<b>35.839</b>	<b>1.956.451</b>	<b>626.744</b>	<b>2.583.195</b>	<b>3.000</b>	<b>456.116</b>	<b>4.551</b>	<b>5.738.871</b>

**Table 11. Net technical provisions for the period 01.01-30.06.2010**

000 mkd

No.	Insurance Undertaking	Unearned premium provisions	Bonuses and rebates provisions	Claims provisions			Equilization provision	Mathematical provision	Other technical provisions	Total
				Reported claims provisions	IBNR	Total claims provisions				
1	<b>Total (non-life)</b>	<b>2.168.730</b>	<b>35.839</b>	<b>1.785.217</b>	<b>621.041</b>	<b>2.406.258</b>	<b>3.000</b>	<b>0</b>	<b>4.551</b>	<b>4.618.379</b>
2	QBE	328.367	6.500	153.774	44.881	198.655				533.522
3	Vardar	545.517		649.116	227.360	876.476				1.421.993
4	Sava Tabak	236.392	4.015	332.477	117.561	450.038				690.444
5	Evroins	174.082	10.725	68.004	30.637	98.640			203	283.650
6	Winner	110.268		93.613	65.854	159.467				269.735
7	Eurolink	210.173		92.557	25.029	117.586			2.252	330.011
8	insig	58.976	600	93.012	22.431	115.442	3.000		1.665	179.683
9	Uniqa	169.687		147.907	33.914	181.820				351.507
10	Insurance Policy	199.824	14.000	99.541	47.019	146.561				360.385
11	Albsig	88.018		48.280	4.968	53.249			430	141.696
12	Croatia	47.427		6.937	1.387	8.325				55.752
13	<b>Total (life)</b>	<b>74.683</b>	<b>0</b>	<b>7.437</b>	<b>744</b>	<b>8.181</b>	<b>0</b>	<b>456.116</b>	<b>0</b>	<b>538.980</b>
14	QBE			2.809		2.809		131.108		133.918
15	Croatia	2.318		1.301		1.301		192.515		196.134
16	Grawe	72.365		3.326	744	4.070		132.493		208.928
17	<b>Total</b>	<b>2.243.413</b>	<b>35.839</b>	<b>1.792.654</b>	<b>621.785</b>	<b>2.414.439</b>	<b>3.000</b>	<b>456.116</b>	<b>4.551</b>	<b>5.157.359</b>

Table 12. Capital and Solvency Margin for the period 01.01-30.06.2010

000 mkd.

	non-life											non-life Total	life			life Total	Total
	QBE	Vardar	Sava Tabak	Evroins	Winner	Eurolink	Insig	Uniqa	Insur. Policy	Albsig	Croatia		QBE	Croatia	Grawe		
Total capital	1.027.421	473.801	161.062	160.762	167.540	324.578	220.604	249.603	231.242	184.303	189.130	3.390.045	100.333	194.249	198.682	493.264	3.883.310
Solvency margin	131.165	233.686	128.395	76.180	52.731	120.371	29.978	67.212	81.319	45.245	15.913	982.194	5.591	15.292	18.175	39.057	1.021.252

